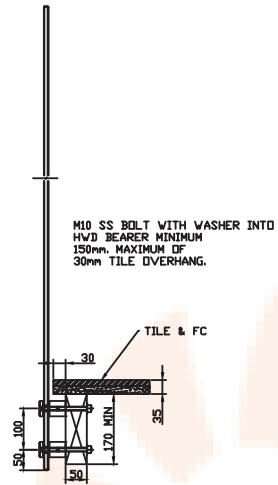
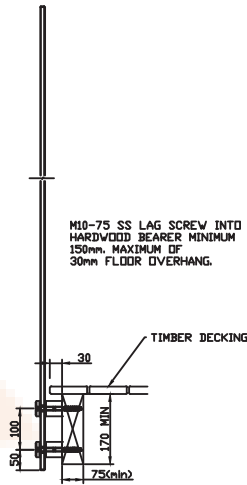


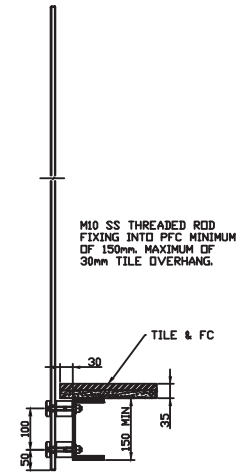
SIDE FIX TIMBER BEARER WITH FC AND TILE



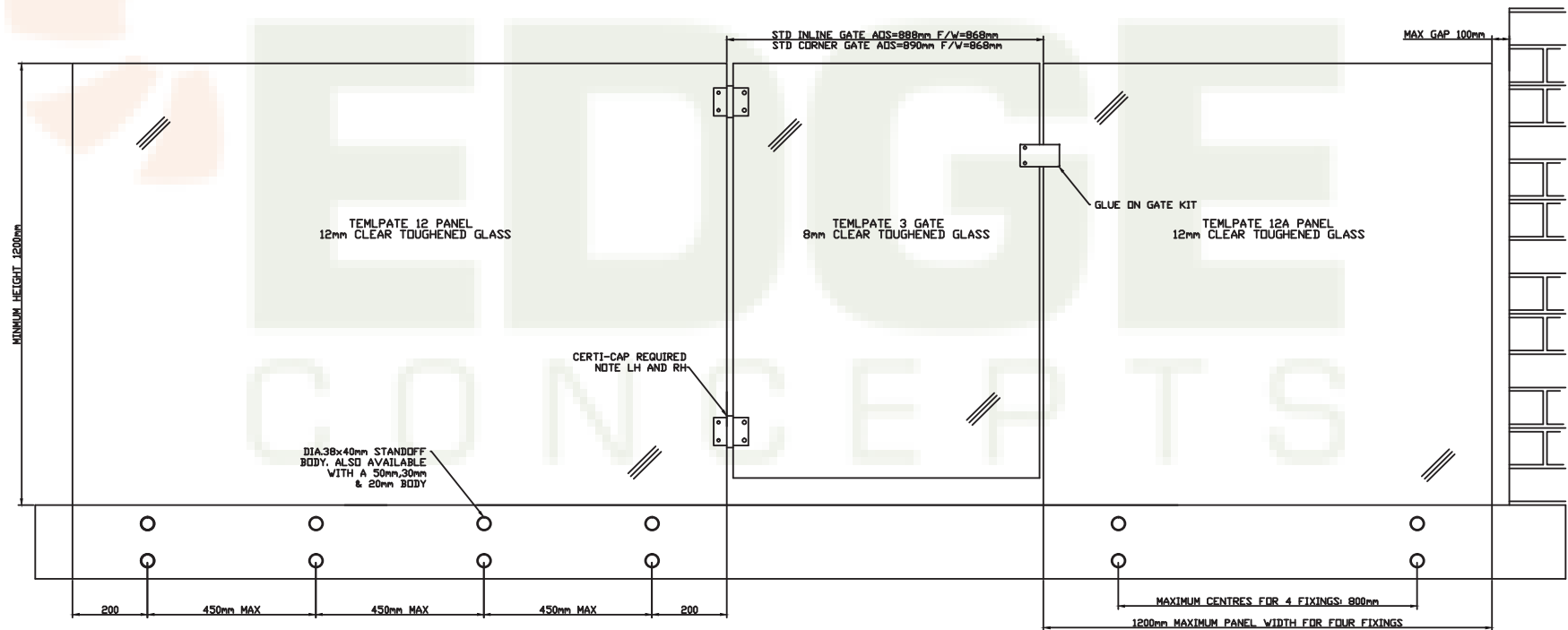
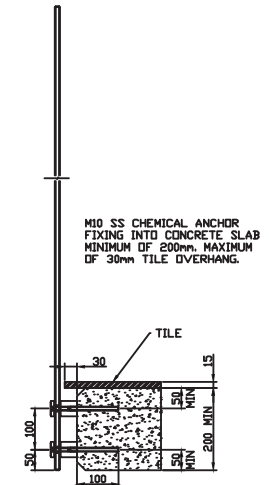
SIDE FIX TIMBER BEARER WITH SHOT EDGE DECKING



SIDE FIX PFC



SIDE FIX CONCRETE SLAB



NOTES: GATES ALWAYS OPEN AWAY FROM THE POOL.
CERTI CAPS ARE TO BE INSTALLED ON THE BOTTOM HINGE NOTE LH AND RH.
SUITABLE FOR EDGE PROTECTION OF LESS 1000mm ONLY.

EDGE CONCEPTS (QLD) PTY LTD 50-52 KABI CIRCUIT DECEPTION BAY 4508 PH.3897 8700 FAX.3897 8777	PART NO. D12 SIDE FIXED GLASS FENCING	
	DESCRIPTION FRAMELESS GLASS FENCING	
	SCALE: NTS	DATE: MAR 2013