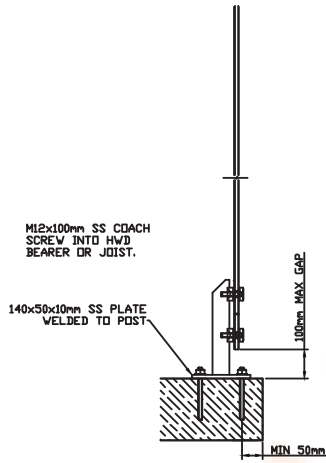
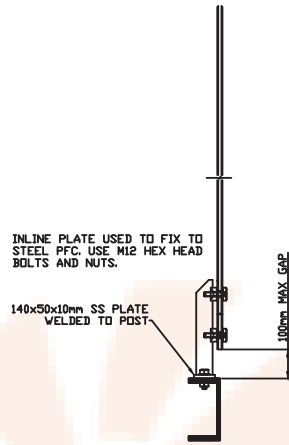


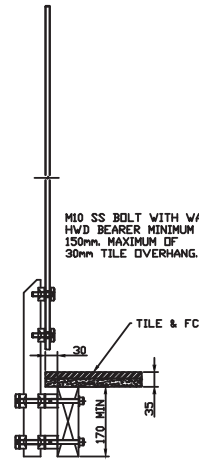
TOP FIX 90 DEGREE PLATE



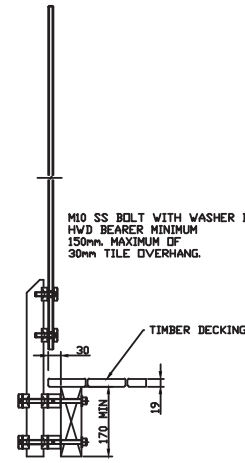
TOP FIX INLINE PLATE



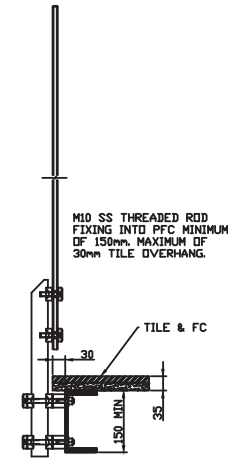
SIDE FIX TIMBER BEARER WITH FC AND TILE



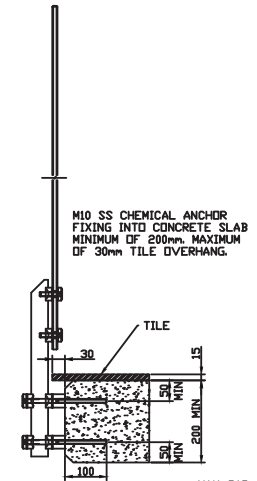
SIDE FIX TIMBER BEARER WITH SHOT EDGE DECKING



SIDE FIX PFC

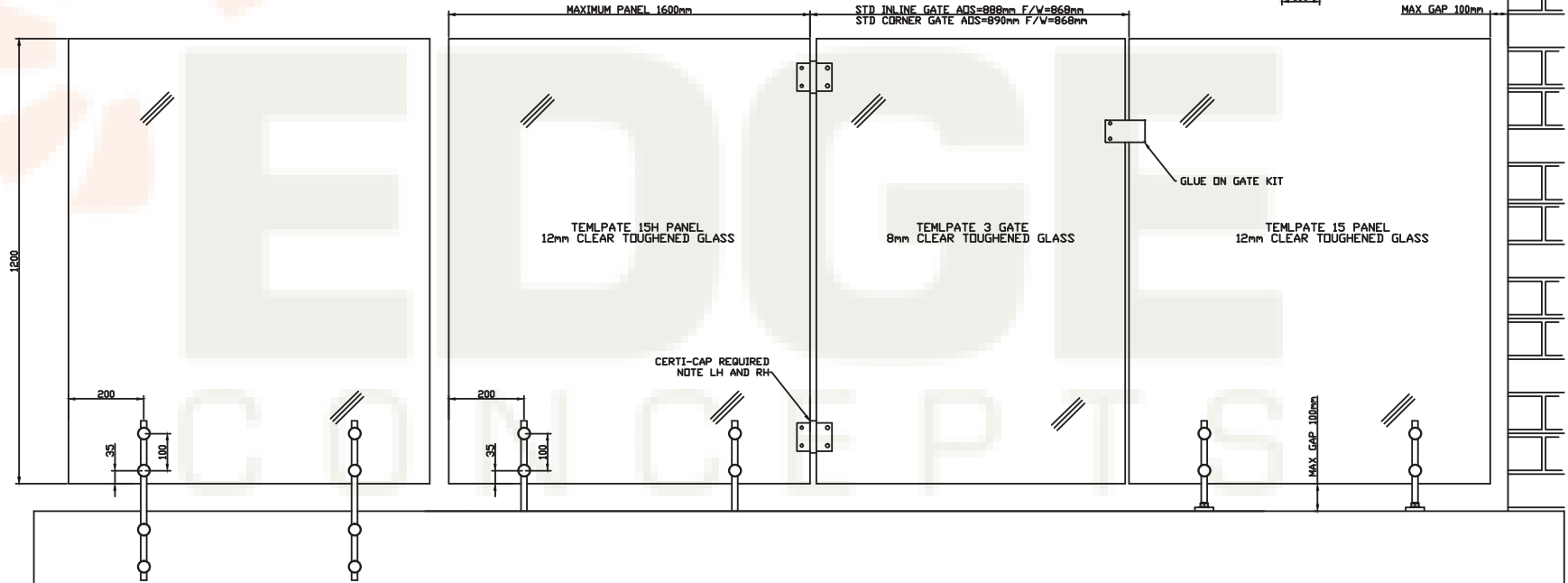


SIDE FIX CONCRETE SLAB



CORE DRILL FIXING

CORE DRILLED HOLE WITH POST FIXED WITH NON SHRINK GROUT. FILL GROUT TO UNDERSIDE OF TILE ONLY & FIX POST RING WITH SIKA II-FC TO STOP WATER EGRESS AND TO AVOID CRACKING TILES THRU EXPANSION OF POST.



| IMPORTED GLASS TEMP 15 | |
|------------------------|----------|
| GLASS WIDTH | GLASS HT |
| 1000 | 1200 |
| 1100 | 1200 |
| 1200 | 1200 |
| 1300 | 1200 |
| 1350 | 1200 |
| 1400 | 1200 |
| 1450 | 1200 |
| 1500 | 1200 |
| 1600 | 1200 |

| IMPORTED GLASS TEMP 15H | |
|-------------------------|----------|
| GLASS WIDTH | GLASS HT |
| 1000 | 1200 |
| 1100 | 1200 |
| 1200 | 1200 |
| 1400 | 1200 |
| 1500 | 1200 |
| 1600 | 1200 |

NOTES: GATES ALWAYS OPEN AWAY FROM THE POOL.
 *CERTI CAPS ARE TO BE INSTALLED ON THE BOTTOM HINGE NOTE LH AND RH.
 †SUITABLE FOR EDGE PROTECTION OF LESS 1000mm ONLY.

| | | |
|---|---|---------------|
| EDGE CONCEPTS (QLD) PTY LTD 50-52 KABI CIRCUIT DECEPTION BAY 4508 PH.3897 8700 FAX.3897 8777 | PART NO. D12 MINI POST GLASS FENCING | |
| | DESCRIPTION EDGE SERIES 1000 | |
| SCALE: NTS | DATE: JAN 2012 | DRAWN: A.H.S. |