
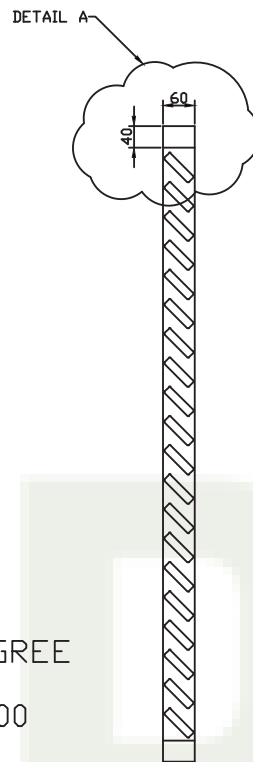


FIXING DETAIL



65x16 SLAT AT 45 DEGREES WITH 30mmx6mm FILLET WELD CENTRED ON BACK FACE

SCREEN PANEL

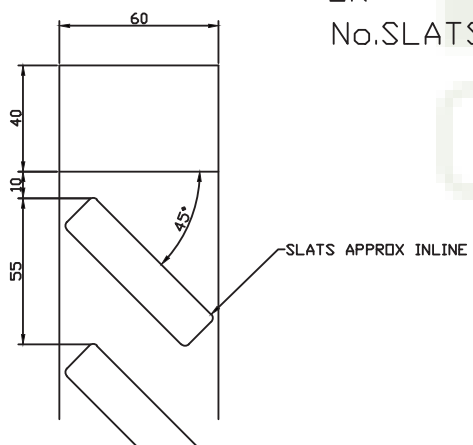
FORMULAS

55mm CENTRES 45 DEGREE

$$HT = (No.SLATS \times 55) + 100$$

OR

$$No.SLATS = \frac{HT - 100}{55}$$



DETAIL A

NOTE:MAXIMUM LENGTH OF SLAT 1600mm. LENGTHS OVER 1600mm REQUIRE THE PANEL TO HAVE ADDITIONAL 60x40 UPRIGHT CENTRALLY LOCATED.

EDGE CONCEPTS (QLD) PTY LTD 50-52 KABI CIRCUIT DECEPTION BAY 4508 PH.3897 8700 FAX.3897 8777	PART NO.	
	WATTLE 60x40 FRAME 55 CTRS	
	DESCRIPTION.	
		TUBULAR WELDED SCREEN
SCALE: NTS	DATE: JULY 2007	DRAWN: A.H.S.