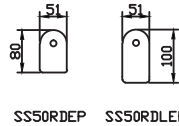


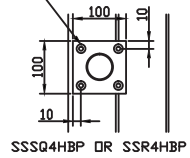
MATERIAL: 316 S/S MIRROR POLISH

TOP FIX D/PLATE

14Gx75 S/S BATTEN SCREWS INTO HWD BEARER OR HWD NOG FIXED TO JOISTS/BEARERS WITH 14G BATTEN SCREWS

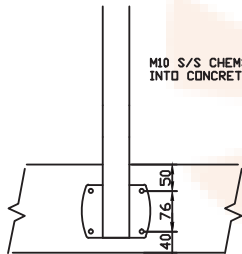


DIA 8 HOLE C/S FOR 14G BATTEN SCREW



SIDE FIX B/PLATE

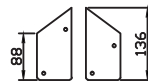
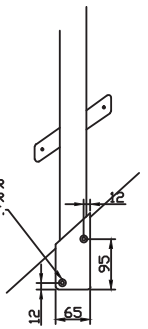
M10 S/S CHEMSET 90mm INTO CONCRETE.



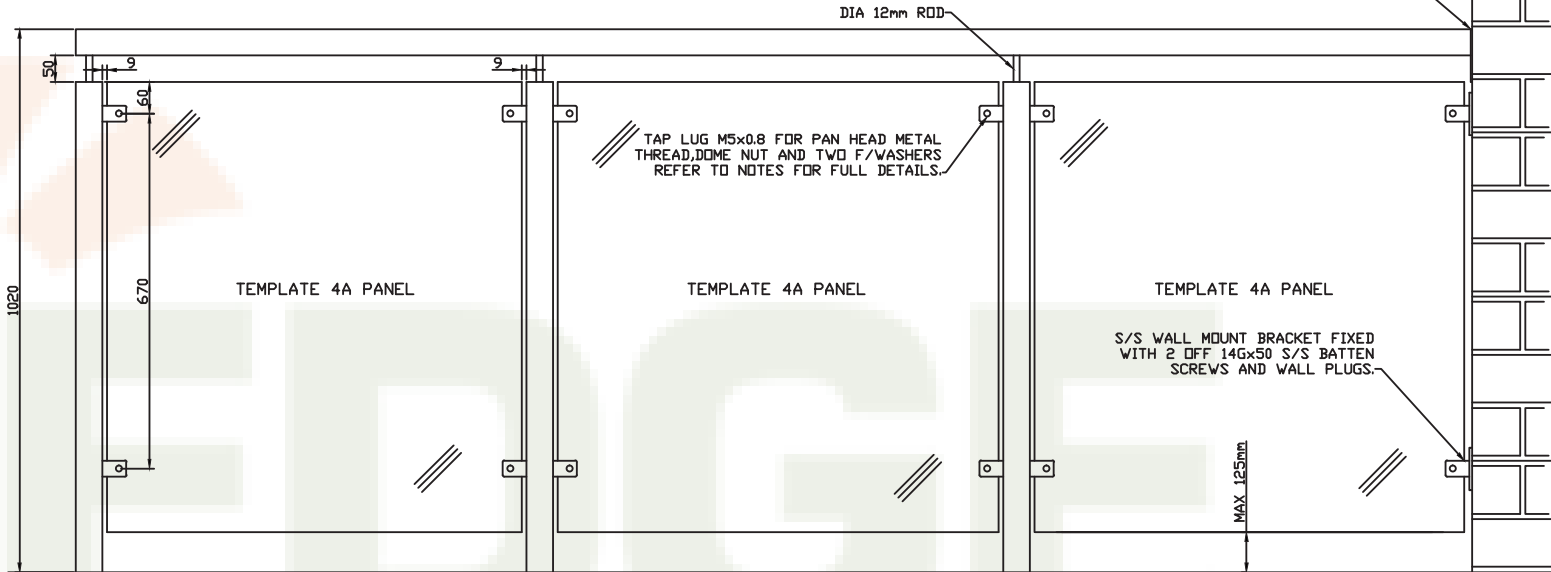
SSR4WMT

STAIR SADDLE BRACKET

DIA 8 HOLE C/S FOR 14G BATTEN SCREW OR THRU BOLT.



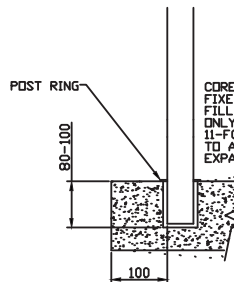
SSBKTSTAIR



NOTES: POST= DIA 50mmx16

- LIGHT DUTY WELD ON LUG ALWAYS TO THE OUTSIDE/LIGHT DUTY RETAINER TO THE INSIDE.
- LIGHT DUTY WELD ON LUG PROVIDED WITH DIA.4.5mm HOLE TO TAP M5x.8.
- M5x20 S/S PAN HEAD METAL THREAD FOR 8 & 10mm GLASS.
- COVER M5 METAL THREADS WITH 1/4" BLUE AIR LINE CUT 6-10mm THICK TO PROTECT GLASS.
- FACES OF LUGS IN CONTACT WITH GLASS TO BE COVER WITH SELF ADHESIVE RUBBER.

CORE DRILL FIXING



CORE DRILLED HOLE WITH POST FIXED WITH NON SHRINK GROUT. FILL GROUT TO UNDERSIDE OF TILE ONLY & FIX POST RING WITH SIKA II-FC TO STOP WATER EGRESS AND TO AVOID CRACKING TILES THRU EXPANSION OF POST

EDGE CONCEPTS (QLD) PTY LTD
 50-52 KABI CIRCUIT
 DECEPTION BAY 4508
 PH.3897 8700
 FAX.3897 8777

PART NO.	DESIGN 9 S/S GLASS BALUSTRADING	
DESCRIPTION.	GLASS BALUSTRADING	
SCALE: NTS	DATE: NOV 2007	DRAWN: AHS.